








# XXIV INTERNATIONAL TOURNAMENT

Portimão, 2010-03-11 a 13



## GENERAL COMPETITION RESULTS (1 - 21)

| Rk | Nr | Name             | Nat |  |  |  |  | FS             |
|----|----|------------------|-----|---|--|---|---|----------------|
| 1  | 19 | Russian Fed.     | RUS | 25.800 (1)  | 26.000 (1)   | 25.725 (2)  | 25.800 (1)  | <b>103.325</b> |
| 2  | 12 | Belarus          | BLR | 25.600 (2)  | 23.600 (4)   | 26.000 (1)  | 25.375 (2)  | <b>100.575</b> |
| 3  | 5  | Germany          | GER | 22.575 (11)   | 24.650 (2)   | 24.800 (3)  | 23.050 (8)  | <b>95.075</b>  |
| 4  | 8  | Israel           | ISR | 24.500 (3)  | 21.325 (11)  | 24.300 (5)  | 24.500 (4)  | <b>94.625</b>  |
| 5  | 21 | Azerbaijan       | AZE | 24.275 (4)  | 21.250 (12)  | 24.425 (4)  | 24.500 (3)  | <b>94.450</b>  |
| 6  | 16 | Italy            | ITA | 23.225 (7)  | 23.200 (6)   | 23.750 (7)  | 24.225 (5)  | <b>94.400</b>  |
| 7  | 3  | Ukraine          | UKR | 23.450 (6)  | 22.625 (8)   | 24.150 (6)  | 22.800 (9)  | <b>93.025</b>  |
| 8  | 9  | Bulgaria         | BUL | 24.225 (5)  | 21.500 (10)  | 22.225 (16)   | 23.250 (6)  | <b>91.200</b>  |
| 9  | 1  | Hungary          | HUN | 22.975 (9)  | 23.200 (5)   | 22.150 (18)   | 22.400 (10)   | <b>90.725</b>  |
| 10 | 6  | Spain            | ESP | 22.625 (10)   | 22.950 (7)   | 23.000 (10)   | 20.350 (17)   | <b>88.925</b>  |
| 11 | 18 | Kazakhstan       | KAZ | 21.900 (13)   | 21.875 (9)   | 23.600 (9)  | 21.300 (13)   | <b>88.675</b>  |
| 12 | 14 | Portugal         | POR | 21.500 (16)   | 19.875 (16)  | 22.350 (15)   | 23.250 (7)  | <b>86.975</b>  |
| 13 | 15 | U. S. of America | USA | 23.000 (8)  | 20.800 (14)  | 22.225 (17)   | 20.650 (16)   | <b>86.675</b>  |
| 14 | 4  | Croatia          | CRO | 21.100 (18)   | 21.050 (13)  | 22.800 (11)   | 21.300 (14)   | <b>86.250</b>  |
| 15 | 7  | Austria          | AUT | 21.625 (15)   | 20.400 (15)  | 22.400 (13)   | 21.375 (12)   | <b>85.800</b>  |
| 16 | 10 | Cyprus           | CYP | 21.475 (17)   | 19.650 (18)  | 22.425 (12)   | 21.775 (11)   | <b>85.325</b>  |
| 17 | 17 | Belgium          | BEL | 21.775 (14)   | 19.850 (17)  | 21.675 (19)   | 20.650 (15)   | <b>83.950</b>  |
| 18 | 2  | Andorra          | AND | 15.700 (20)   | 17.375 (19)  | 20.875 (20)   | 18.000 (18)   | <b>71.950</b>  |
| 19 | 13 | Ecuador          | ECU | 17.050 (19)   | 16.575 (20)  | 19.550 (21)   | 17.650 (19)   | <b>70.825</b>  |
| 20 | 11 | Uzbekistan       | UZB |   | 23.650 (3)   | 23.625 (8)  |   | <b>47.275</b>  |
| 21 | 20 | Czech Republic   | CZE | 22.400 (12)   |  | 22.400 (14)   |   | <b>44.800</b>  |







# EXTRA CONCURSO - JUNIORES

Portimão, 2010-03-11



## GENERAL COMPETITION RESULTS (1 - 6)

| Rk | Nr | Name         | Nat     |  |  |  |  | FS            |
|----|----|--------------|---------|--|---|---|---|---------------|
| 1  | 5  | Russian Fed. | RUS     | 24.150 (1)   | 24.500 (1)  | 25.200 (1)  | 24.900 (1)  | <b>98.750</b> |
| 2  | 4  | Spain        | ESP     | 21.475 (2)   | 19.375 (2)  | 21.550 (3)  | 20.050 (3)  | <b>82.450</b> |
| 3  | 3  | Belgium      | BEL     | 20.450 (4)   | 18.200 (5)  | 21.675 (2)  | 21.175 (2)  | <b>81.500</b> |
| 4  | 1  | Portugal     | POR     | 20.900 (3)   | 18.900 (3)  | 19.000 (4)  |   | <b>58.800</b> |
| 5  | 6  | GDEMARP 1    | GDEMARP | 19.050 (5)   |   |   |   | <b>19.050</b> |
| 6  | 2  | GDEMARP      | GDEMARP |  | 18.725 (4)  |   |   | <b>18.725</b> |